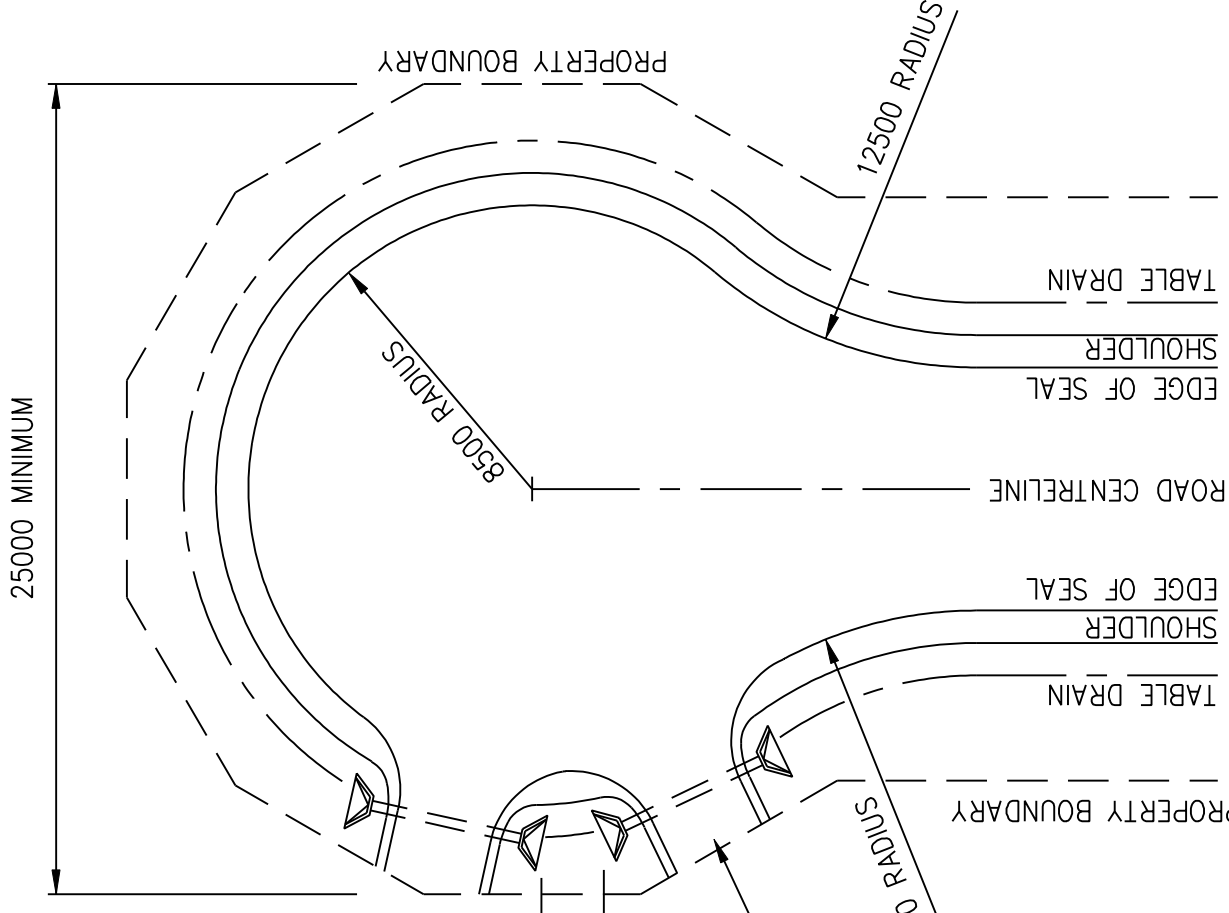
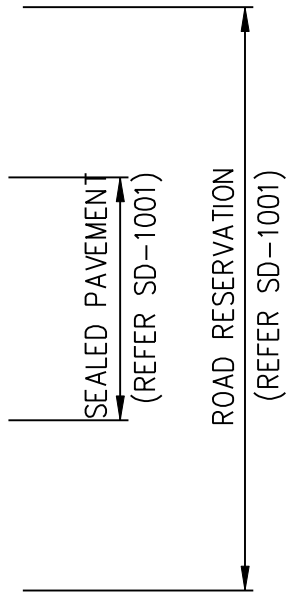


REFER TABLE 1 ON DRG. No. SD-1001 FOR FOOTPATH REQUIREMENTS.

DRAIN TO BE PIPED BETWEEN ACCESSES WHERE LESS THAN 2000.

REFER DRG. No SD-1012 FOR TYPICAL RURAL ACCESS DETAIL.



NOTES


1. ALL DIMENSIONS IN MILLIMETRES (mm).
2. THE AUTHORISED OFFICER MAY APPROVE THE USE OF ALTERNATE CUL-DE-SAC HEAD DESIGNS. ALTERNATE LAYOUTS MUST SATISFY ALL ANTICIPATED TRAFFIC MANOEUVRES FOR THE RELEVANT DESIGN VEHICLE TO THE SATISFACTION OF THE AUTHORISED OFFICER
3. CUL-DE-SAC HEADS ARE TO BE ASPHALTED TO THE SATISFACTION OF THE AUTHORISED OFFICER

URBAN TYPE CUL-DE-SAC

RURAL TYPE CUL-DE-SAC

(E)			
(D)			
(C)			
(B)			
(A)	REVIEW OF STANDARD DRAWING SET	01/03	Date
No.	Amendment	Appr.	Date

INSTITUTE OF PUBLIC WORKS ENGINEERING AUSTRALIA TASMANIA DIVISION Inc. - 2003 DISCLAIMER.
 The authors and sponsoring organisations shall have no liability or responsibility to the user or any other person or entity with respect to any liability, loss or damage caused or alleged to be caused, directly or indirectly, by the adoption and use of these Standard Drawings including, but not limited to, any interruption of service, loss of business or anticipatory profits, or consequential damages resulting from the use of these Standard Drawings. Persons must not rely on these Standard Drawings as equivalent of, or a substitute for, project-specific design and assessment by an appropriately qualified professional.



INSTITUTE OF PUBLIC WORKS ENGINEERING AUSTRALIA TASMANIA DIVISION

Drawing Title		MUNICIPAL STANDARD DRAWING	
Scale		NOT TO SCALE	
Issue Date		NOV. 1997	
Approved			
Drawing No.		SD-1020	

TYPICAL CUL-DE-SAC DETAILS