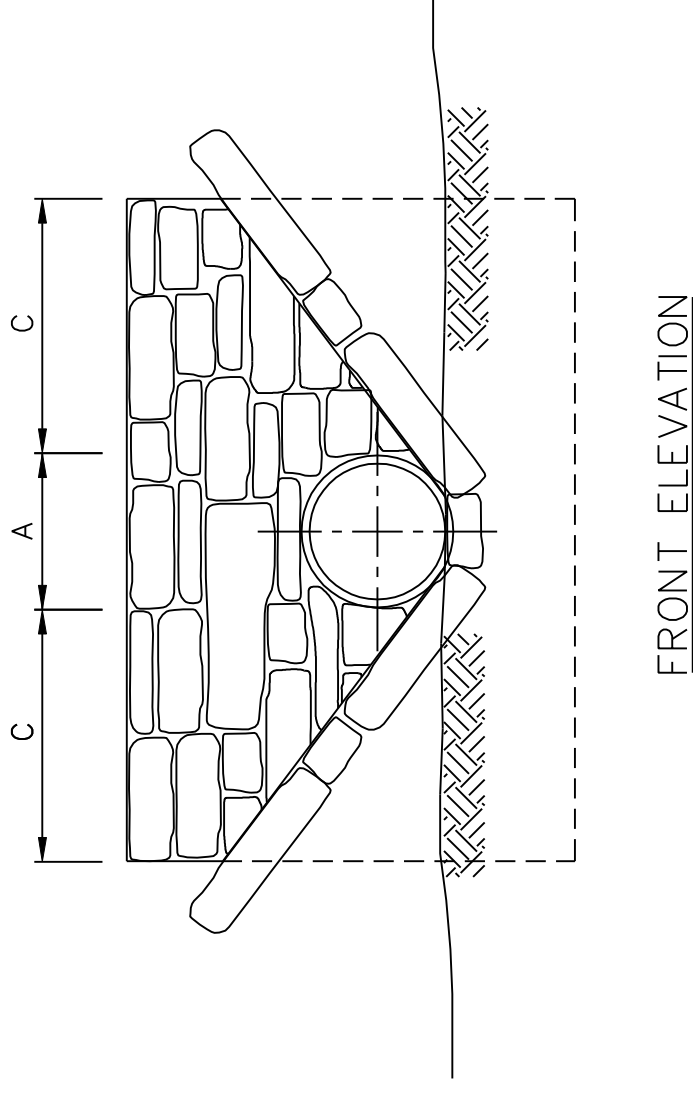
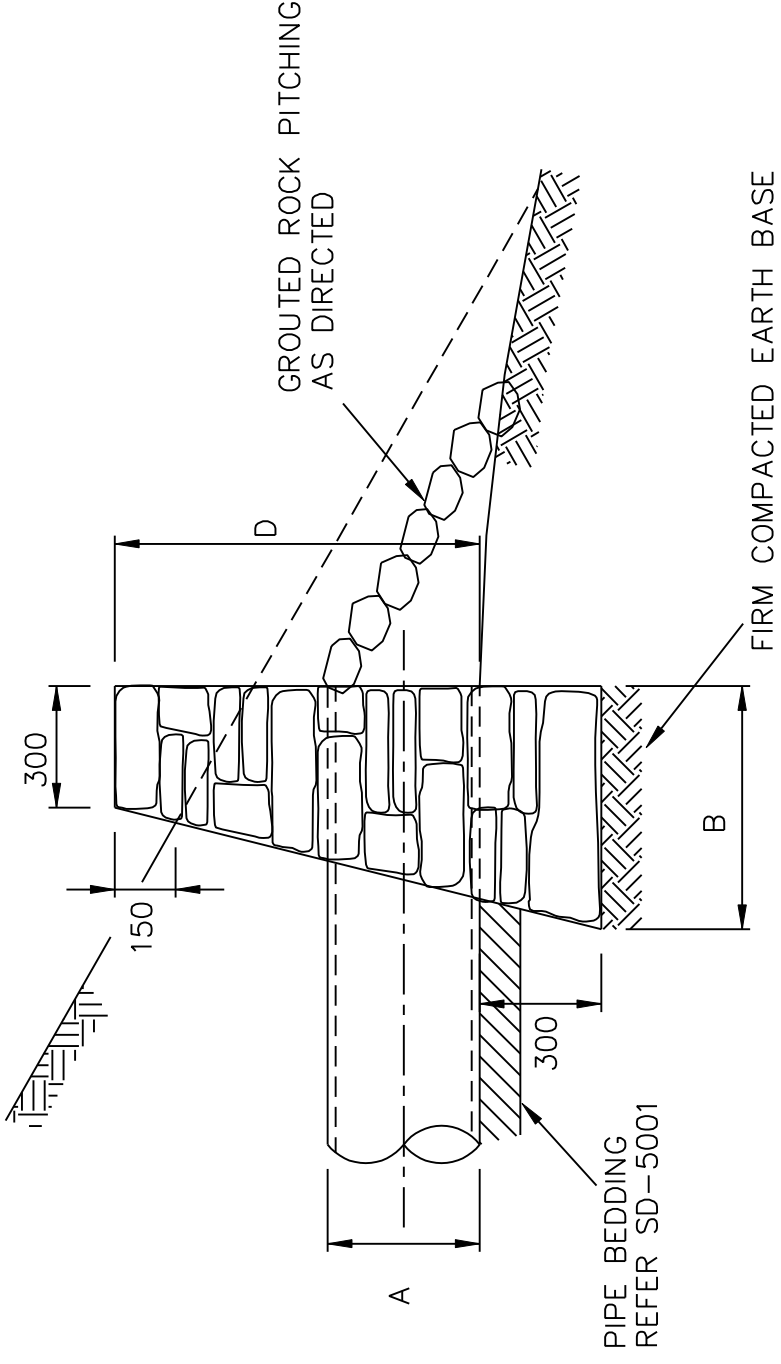


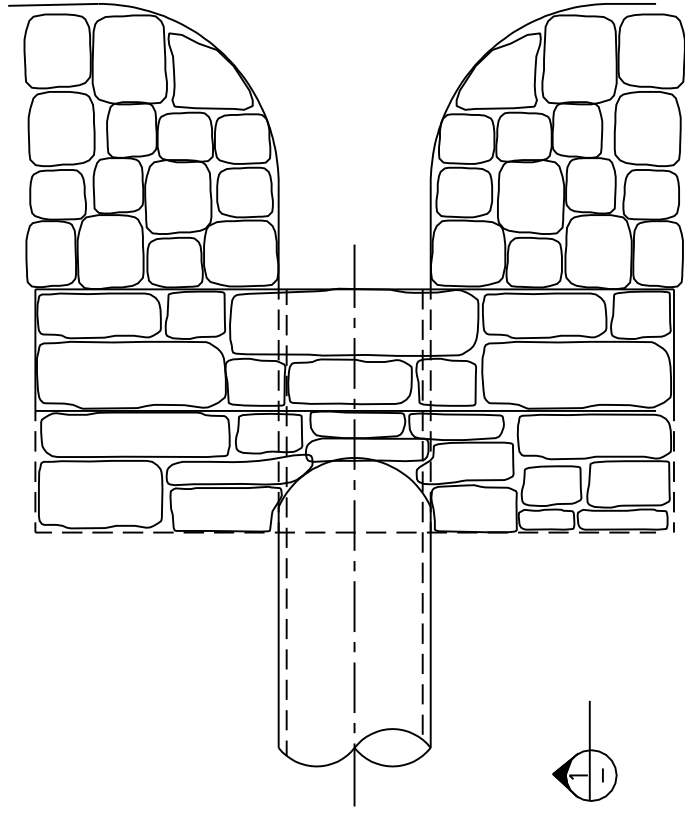
NOTES

1. ALL DIMENSIONS IN MILLIMETRES (mm).
2. STONE HEADWALL TO BE USED ONLY WHERE THE SPECIFIC APPROVAL OF THE AUTHORISED OFFICER HAS BEEN OBTAINED.
3. ALL STONES TO BE SET IN MORTAR CONSISTING OF 1 PART CEMENT TO 3 PARTS CLEAN SAND.
4. ALL STONES TO BE CLEAN, HARD AND DURABLE AND SHALL HAVE A WEIGHT OF BETWEEN 10 & 70 kg.
5. ALL STONES SHALL HAVE A LENGTH OF AT LEAST 1.5 TIMES THE WIDTH AND SHALL BE BEDDED TO THE COURSE BELOW ON THEIR BROADEST BASE.

NOM PIPE DIA	DIMENSIONS			
	A	B	C	D
300	365	550	600	800
375	450	600	675	900
450	538	650	750	1000




SECTION 1-1



PLAN

INSTITUTE OF PUBLIC WORKS ENGINEERING AUSTRALIA
TASMANIA DIVISION Inc. - 2003 DISCLAIMER.
The authors and sponsoring organisations shall have no liability or responsibility to the user or any other person or entity with respect to any liability, loss or damage caused or alleged to be caused, directly or indirectly, by the adoption and use of these Standard Drawings including, but not limited to, any interruption of service, loss of business or anticipatory profits, or consequential damages resulting from the use of these Standard Drawings. Persons must not rely on these Standard Drawings as equivalent of, or a substitute for, project-specific design and assessment by an appropriately qualified professional.



Drawing Title		MUNICIPAL STANDARD DRAWING	
Scale		NOT TO SCALE	
Issue Date		NOV. 1997	
Approved		Approved	
Drawing No.		SD-2064	

(E)			
(D)			
(C)			
(B)			
(A)	REVIEW OF STANDARD DRAWING SET	01/03	Date
No.	Amendment	Appr.	Date